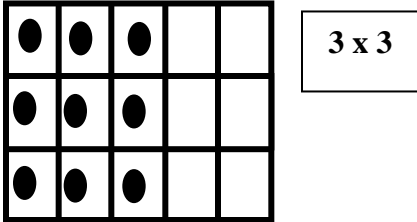
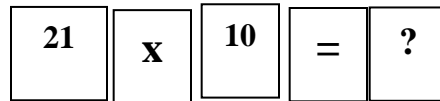



1. Use grid paper, counters, and basic multiplication fact cards to create arrays. Show them to a partner.



2. Find a page from what we are studying. Draw pictures to illustrate the problems.



3. Divide the multiplication fact cards into pattern piles. Practice at least 3 patterns (0's, 1's, 10's, 2's).

4. Go online to play a math game.

5. Practice your multiplication facts. Beat try to beat your time.

TABOR ROTATION
APPLICATION MENU
5th Grade, September

Main Idea: Use basic facts and patterns to multiply mentally.

6. Complete the problem solving practice BLM.

7. Go online to Personal Tutor and complete additional problems.

8. Create a unique way to help students memorize the multiplication facts. Try it on at least 5 people and describe the results.

9. Create 10 word problems that challenge the learner to multiply mentally. Give this sheet to a partner to solve.